



State of the Schools Report

Archdiocese of Boston Catholic Schools

June 2014



Overview (2013-2014)

119 Total Schools

- 80 Elementary Schools
- 30 Secondary Schools
- 7 Early Education Centers
- 2 Special Needs Schools

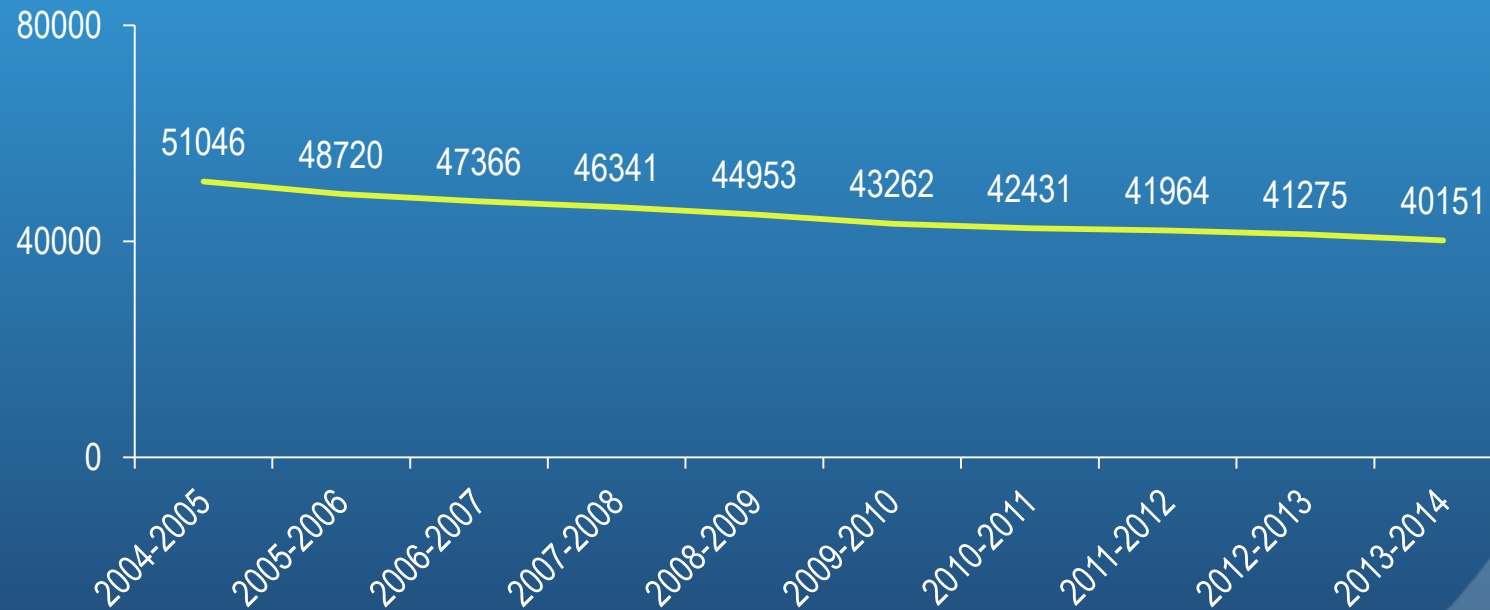
40,151 Total Students

- 23,960 Elementary School Students
- 15,629 Secondary School Students
- 423 Early Education Center Students
- 139 Special Needs School Students



We are the second-largest educational system in Massachusetts

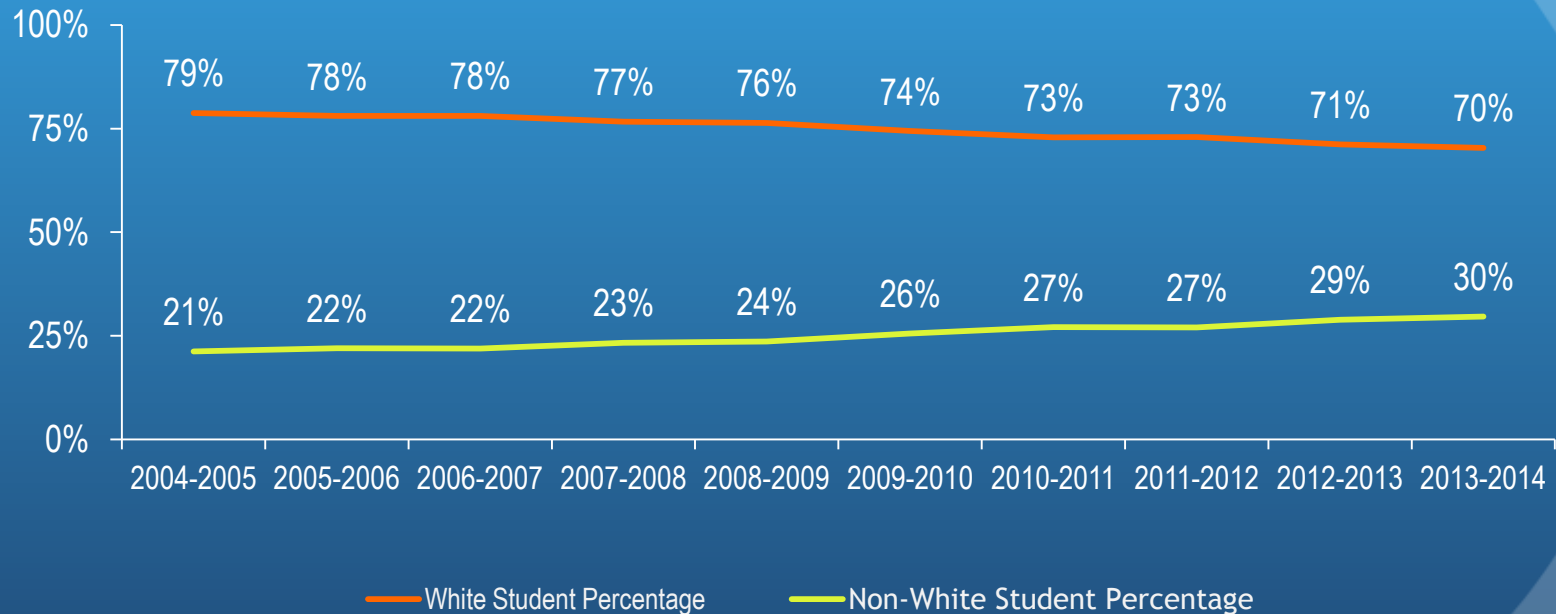
Archdiocese of Boston Schools
10-Year Enrollment Trend





Our Catholic schools serve an increasingly-diverse student population

Archdiocese of Boston Schools
10-Year Demographic Trend



Note: During the 2013-2014 school year, Archdiocese of Boston schools educated 1850 English Language Learners (ELL); 1750 Title I students; and 600 international students



Our students achieve excellent academic outcomes

- Archdiocese of Boston elementary students outperform their national peers at each grade level of the Stanford 10 assessment
- Archdiocese of Boston secondary students outperform their state and national public school peers on the SAT
- Archdiocese of Boston secondary school graduates matriculate to college at a greater rate than their state and national public school peers



Our schools work to meet today's challenges

- Demographic and cultural shifts
 - Decrease in the number of practicing Catholics
 - Changing demographics of local neighborhoods
- Increased academic success of schools in other sectors
- Increased competition
- Increased demand for school transparency
- Overarching economic realities



We serve students PreK- Grade 12

- Early Education: Age 3 (K0) and Age 4 (K1)
- Elementary Education: Age 5 (K2) to Grade 6
- Middle School: Grade 7 and Grade 8
- Secondary Education: Grade 9 to Grade 12



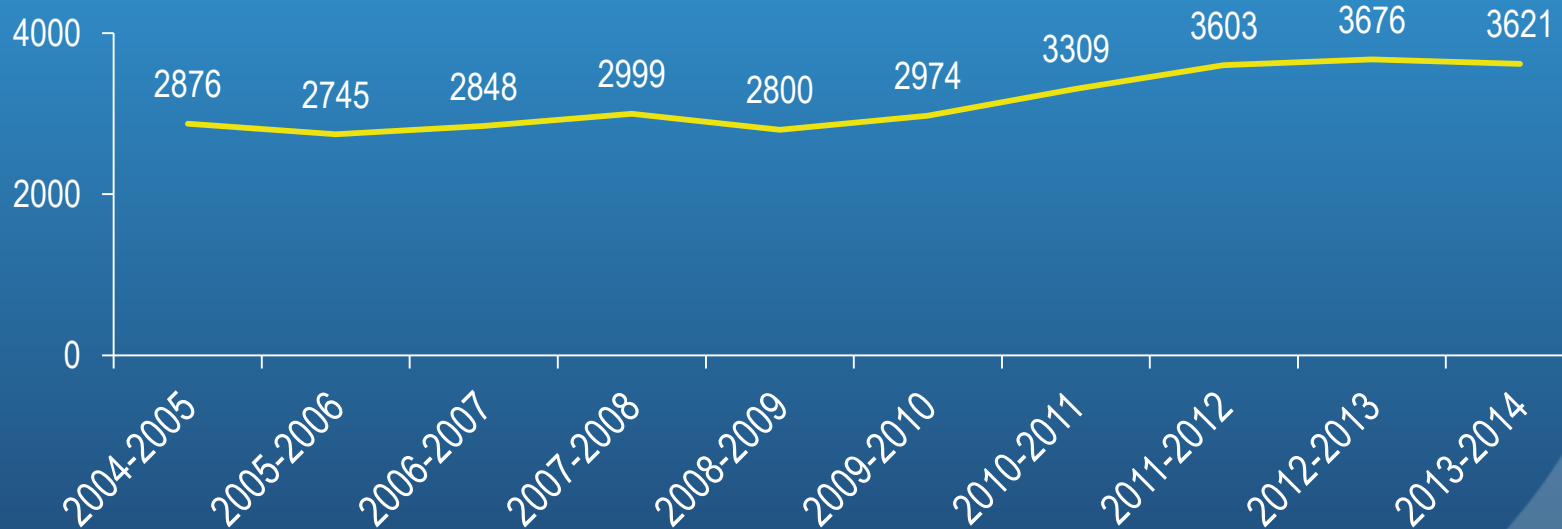
Early Education: Age 3 (K0) and Age 4 (K1)

- The expansion of early education programs is a national and state priority
- Early education is a demonstrated area of opportunity for Catholic schools in the Archdiocese of Boston
- One goal of early education programs in the Archdiocese of Boston is to retain students into the elementary grades

Early Education: Massachusetts families increasingly choose Catholic schools for Early Education (Age 3 and Age 4)

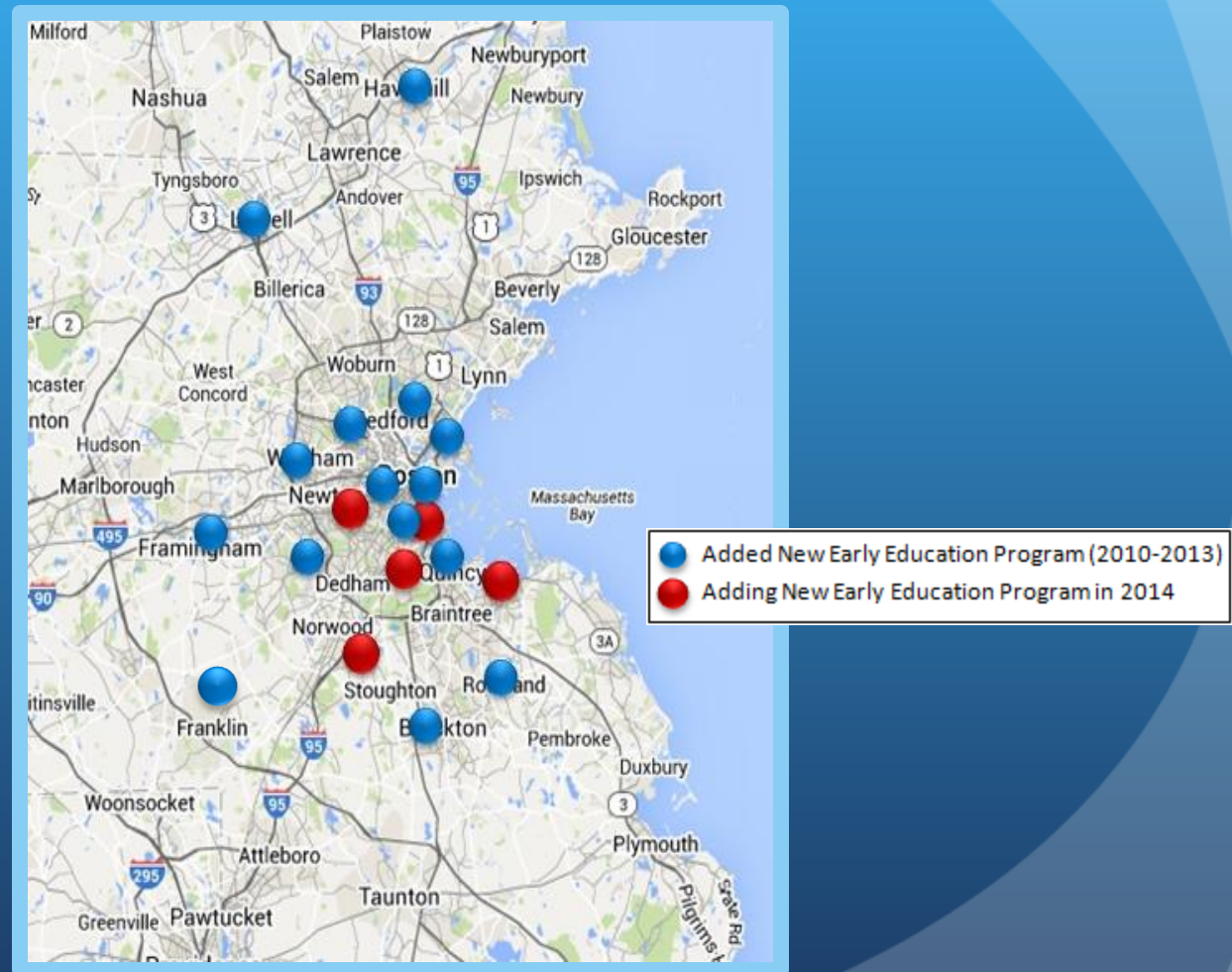


Archdiocese of Boston Age 3 and Age 4
10-Year Enrollment Trend





Early Education: Since 2010, fifteen new programs have opened with another five scheduled to open this year





Early Education Priorities: Increase student retention from early education through elementary school

Archdiocese of Boston Elementary Schools *Early Education Retention Information (2013)*

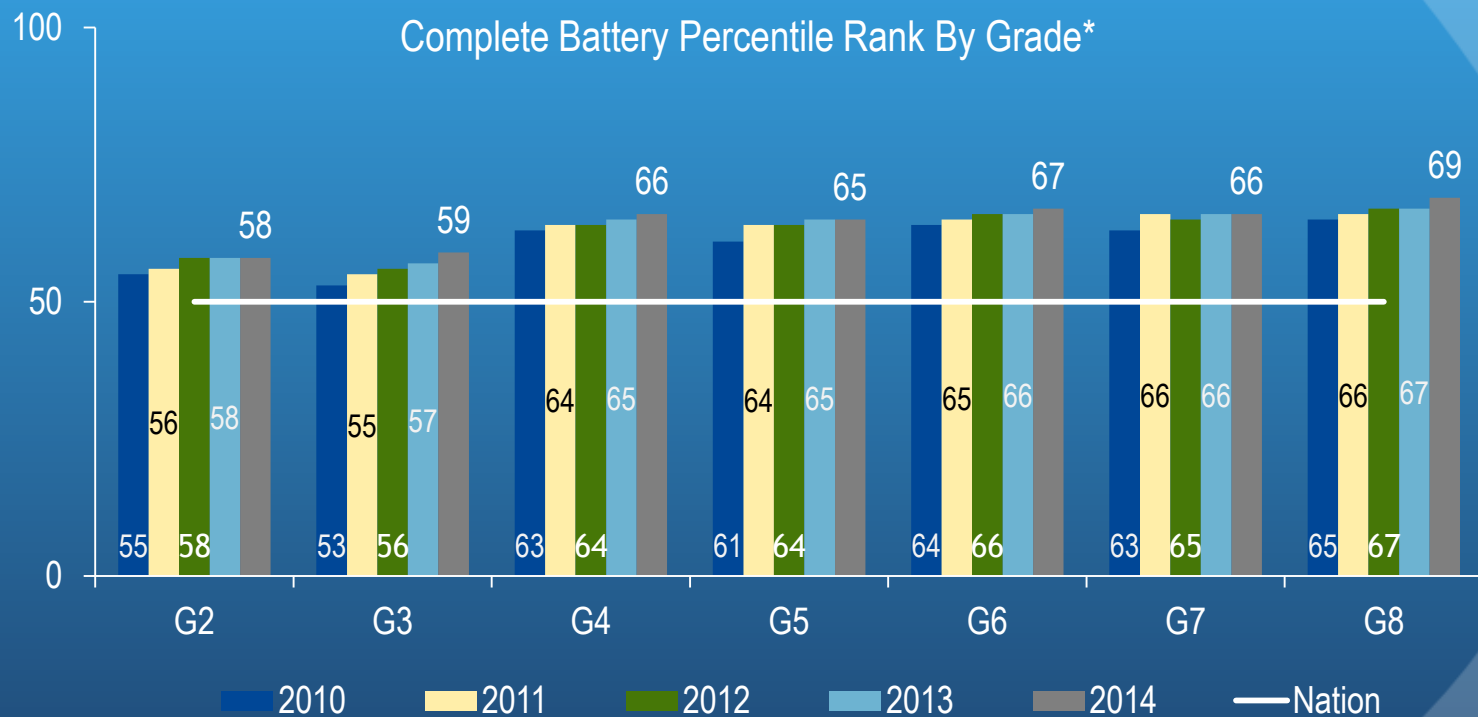
	2013 Retention Percentage
Age 3 (K0) to Age 4 (K1)	80.6%
Age 4 (K1) to Age 5 (K2)	68.7%



Elementary Education: Age 5 (K2) to Grade 6

- Elementary schools in the Archdiocese of Boston form students in the Catholic faith and provide a rigorous academic program
- Priorities of elementary schools in the Archdiocese of Boston include ensuring operational vitality for the future, promoting student recruitment and retention, and enhancing faculty quality and diversity

Elementary Education: Our elementary school students outperform their peers on the Stanford 10 assessment



*This is a snapshot of the Archdiocese of Boston's grade level performance as compared to the nation during each of the previous five years (2010-2014)



Elementary Education Priorities: Improve student retention

Archdiocese of Boston Elementary Schools *Retention Information (2013)*

	2013 Retention Percentage
Age 5 (K2) to G1	80.8%
G1 to G2	87.0%
G2 to G3	88.9%
G3 to G4	91.4%
G4 to G5	90.0%
G5 to G6	87.5%

Students who matriculate to Grade 1 are more likely to remain through Grade 6

Elementary Education Priorities: Assist teachers to obtain advanced degrees, retain strong teachers, and increase diversity in teaching staffs



Archdiocese of Boston Elementary Teacher Educational Attainment Overview (2013)

Degree Attainment	None	Bachelor's Degree	Master's Degree*	PhD
Teacher Percentage	2.6%	52.4%	44.1%	0.8%

*52% of teachers nationally have a Master's degree or higher.

Archdiocese of Boston Elementary Teacher Tenure Overview (2013)

Tenure	1-5 Years	6-10 Years	11-15 Years	16-20 Years	21+ Years
Teacher Percentage	36.1%	20.6%	16.4%	8.7%	18.2%

Archdiocese of Boston Elementary Teacher Demographic Overview (2013)

Tenure	White	Black	Hispanic	Asian	Other
Teacher Percentage	95.8%	1.3%	1.2%	0.3%	1.4%
Student Percentage	66.7%	7.1%	8.7%	7.7%	9.8%



Elementary Education Priorities:

Retain strong principals and increase diversity in school leadership

- Our elementary schools face the challenges of limited diversity and turnover among school leadership
 - Of the 85 current elementary school leaders in the Archdiocese of Boston, 35 have held their current position since 2009
 - 59% turnover in five years
 - 12 new school leaders in 2014
 - Only 2% of elementary school leaders in the Archdiocese of Boston are non-white

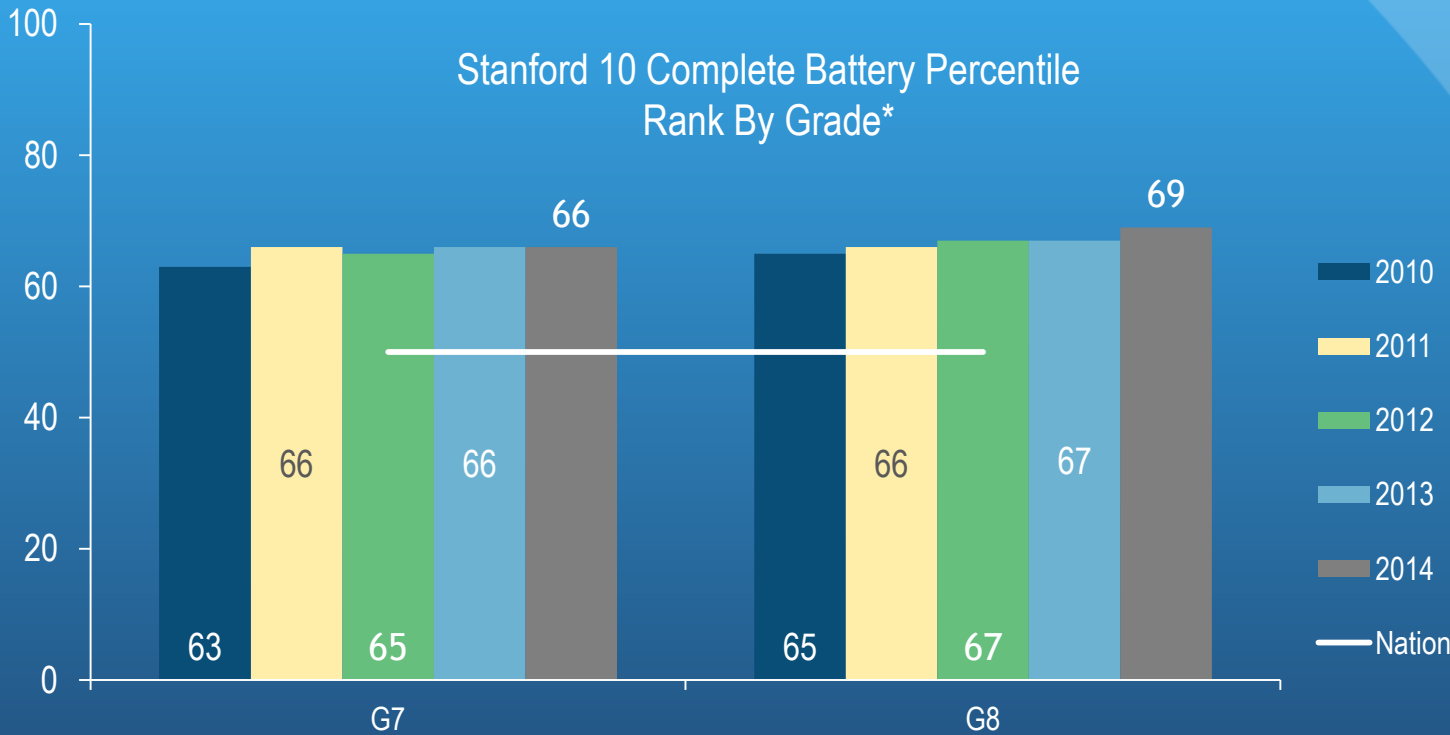


Middle School: Grades 7 and 8

- We have quality middle schools that exist in both our elementary and secondary school settings
- Archdiocese of Boston schools are committed to ensuring quality middle school programs

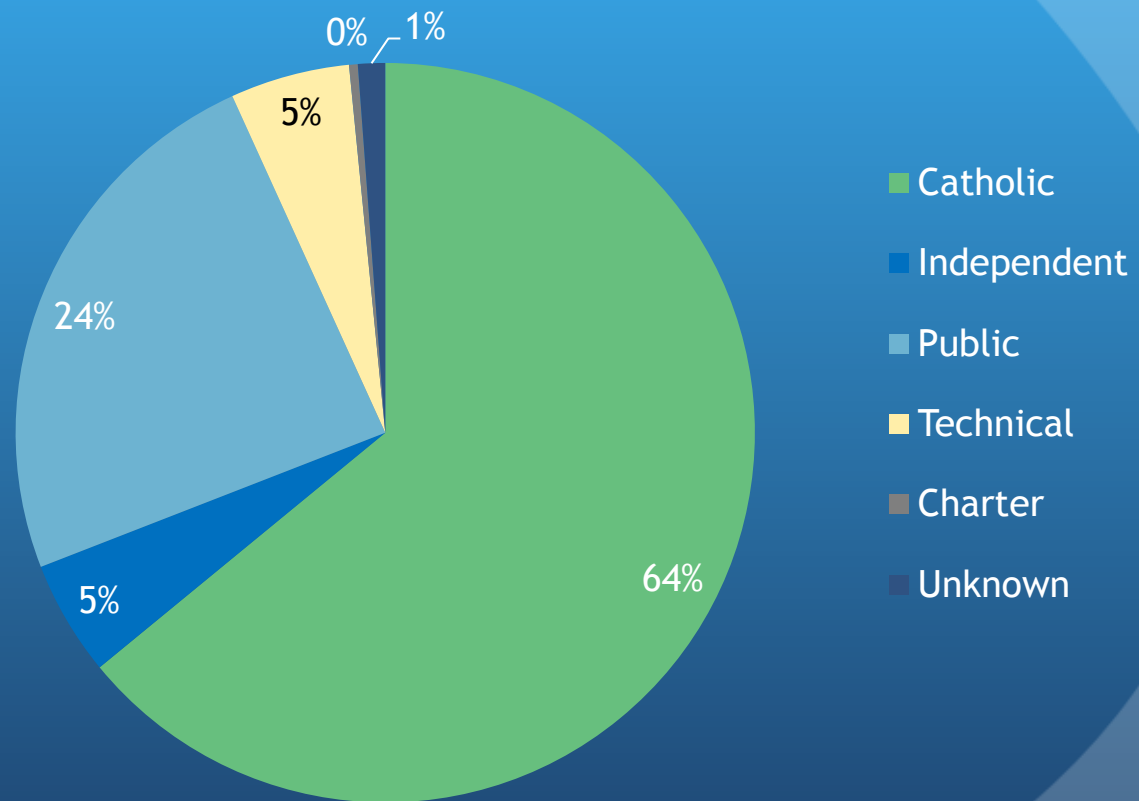


Middle School: Our middle school students outperform their peers



*This is a snapshot of the Archdiocese of Boston's grade level performance as compared to the nation during each of the previous five years (2010-2014)

Middle School: Approximately two-thirds of our Grade 8 students matriculate to a Catholic high school each year





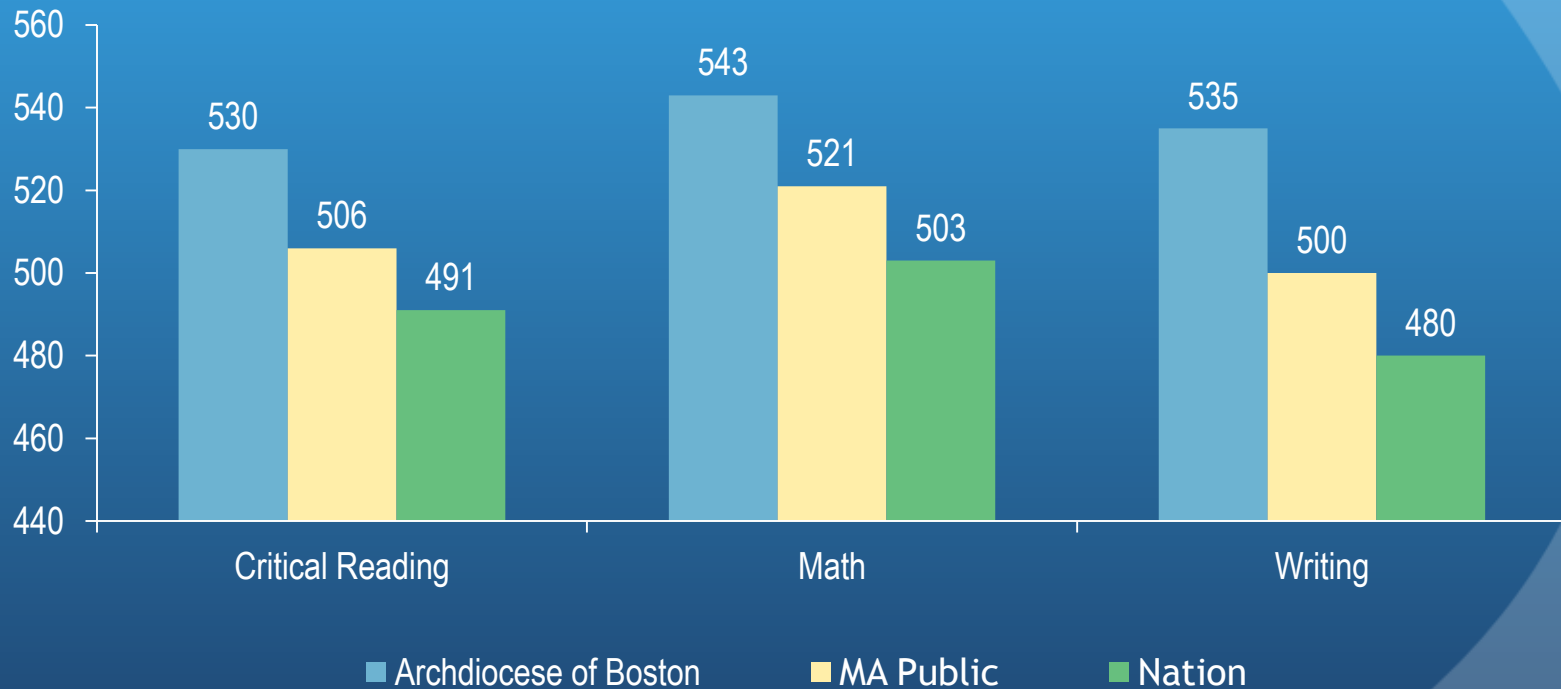
Secondary Education: Grade 9 to Grade 12

- Secondary schools in the Archdiocese of Boston are distinguished by faith formation, rigorous academics, extracurricular programs, and college matriculation rates
- Upon graduation, secondary school students in the Archdiocese of Boston matriculate to competitive colleges and universities
- Priorities of secondary schools in the Archdiocese of Boston include increasing student and staff retention and augmenting diversity in teaching staffs

Secondary Education: Our students outperform their public school peers in MA and across the nation



2013 SAT Results (By Subtest)





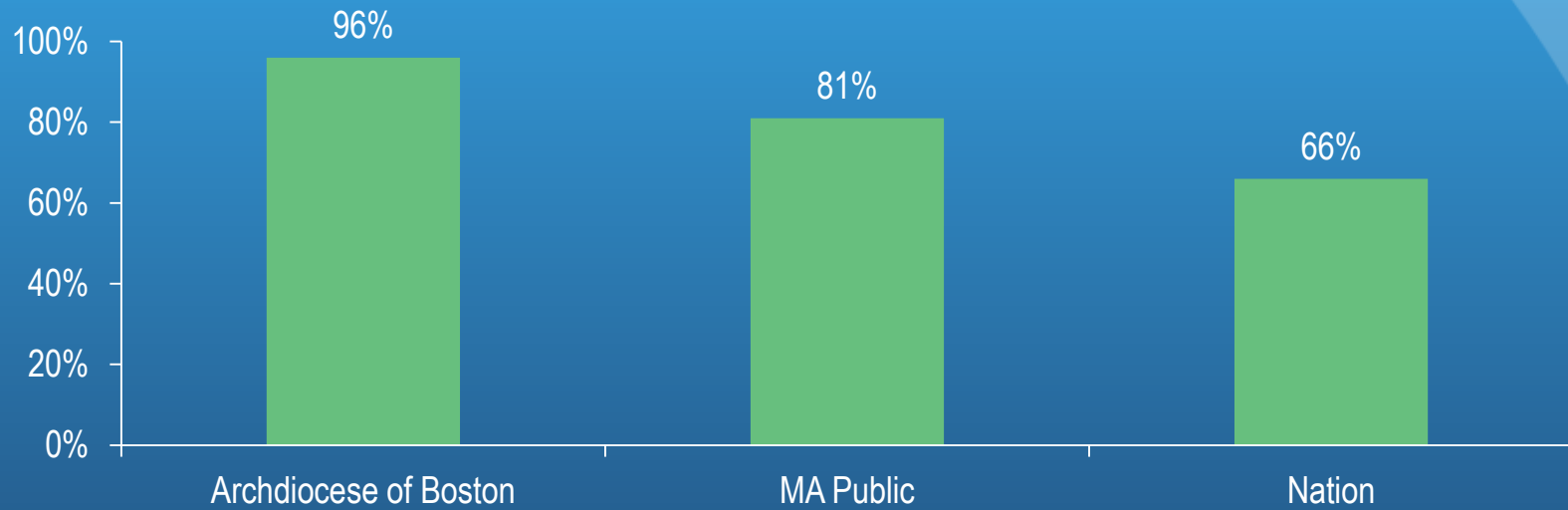
Secondary Education: Our schools continue to expand Advanced Placement (AP) opportunities

Archdiocese of Boston Secondary Schools – Advanced Placement (AP) Participation

	Total AP Classes Offered	Total Student AP Participation
2009-2010	275	2565
2010-2011	291	2757
2011-2012	298	2825
2012-2013	325	3735



Secondary Education: Our students matriculate to college at a greater rate than their public school peers

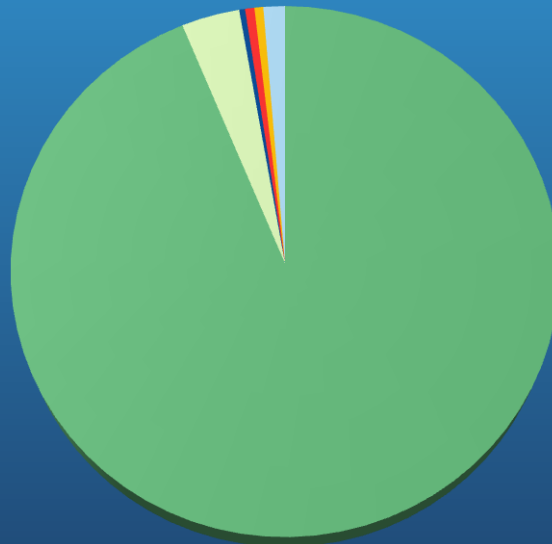




Secondary Education: Over 93% of our students attend 4 year colleges

Class of 2013

4-Yr College	2-Yr College	Technical School	Military	Work Force	Unknown/Other
93.7%	3.5%	0.4%	0.6%	0.5%	1.3%



- 4-Yr College
- 2-Yr College
- Technical School
- Military
- Work Force
- Unknown/Other



Secondary Education Priorities:

Retain more students from Grades 9 through Grade 12

Class of 2013

- Incoming high school freshmen in 2009 = 3,750
- 2009 freshmen that continued through graduation in 2013 = 3,000

Class of 2012

- Incoming freshmen in 2008 = 3,950
- 2008 freshmen that continued through graduation in 2012 = 3,250



Secondary Education Priorities:

Retain strong principals and increase diversity in school leadership

- Our secondary schools face the challenges of limited diversity and turnover among school leadership
 - Of the 50 current secondary school leaders in the Archdiocese of Boston (principals and presidents), 15 have held their current positions since 2009
 - 70% turnover in five years
 - 10 new school leaders in 2014
 - Only 2% of secondary school leaders in the Archdiocese of Boston are non-white



Secondary Education: Outstanding colleges that our graduates attend

Ivy League Schools*



Massachusetts Catholic Colleges



Other Public and Private Institutions



**18 Archdiocese of Boston secondary schools had at least one student from the Class of 2013 matriculate to an Ivy League university*